

Software Requirement Analysis for AAA System

Project Team

OOO Team

Date

0000-00-00

Team Information

Table of Contents

1	Introduction	4
1.1	Purpose	4
1.2	Scope	4
1.3	Definition, acronyms, and abbreviations	4
1.4	Reference	4
1.5	Overview	4
2	Overall Description	4
2.1	Product Perspective	4
2.2	Product functions	4
2.3	User characteristics	4
2.4	Constraints	4
2.5	Assumptions and dependencies	4
3	Structured Analysis	4
3.1	System Context Diagram	4
3.1.1	Basic System Context Diagram	4
3.1.2	Event List	4
3.1.3	The System Context Diagram	5
3.2	Data Flow Diagram	5
3.2.1	DFD level 0	6
3.2.1.1	DFD	6
3.2.1.2	Process Specification	오류! 책갈피가 정의되어 있지 않습니다.
3.2.1.2.1	Process 1	오류! 책갈피가 정의되어 있지 않습니다.
3.2.1.2.2	...	오류! 책갈피가 정의되어 있지 않습니다.
3.2.1.2.3	Process #	오류! 책갈피가 정의되어 있지 않습니다.
3.2.1.3	Data Dictionary	오류! 책갈피가 정의되어 있지 않습니다.

3.2.2	DFD Level # _____	6
3.2.2.1	DFD _____	6
3.2.2.2	Process Specification _____	오류! 책갈피가 정의되어 있지 않습니다.
3.2.2.2.1	Process #.1 _____	오류! 책갈피가 정의되어 있지 않습니다.
3.2.2.2.2	... _____	오류! 책갈피가 정의되어 있지 않습니다.
3.2.2.2.3	Process #.# _____	오류! 책갈피가 정의되어 있지 않습니다.
3.2.2.3	Data Dictionary _____	7
3.2.2.4	State Transition Diagram (<i>Name of Controller</i>) __	오류! 책갈피가 정의되어 있지 않습니다.
3.2.3	Overall DFD _____	오류! 책갈피가 정의되어 있지 않습니다.

1 Introduction

1.1 Purpose

엘리베이터

- 한 대로 운용되는 화물용 엘리베이터이다.
- 외부, 내부의 버튼에 의해 위 아래로 움직이며 외부의 버튼에 의해 불러지고 내부의 버튼에 의해 해당 층으로 이동한다.
- 무게를 측정하는 센서가 있어서 제한 무게(kg)를 넘으면 경고음이 나오며 문이 열린 채로 작동하지 않는다.

1.2 Scope

1.3 Definition, acronyms, and abbreviations

1.4 Reference

1.5 Overview

2 Overall Description

2.1 Product Perspective

2.2 Product functions

2.3 User characteristics

2.4 Constraints

2.5 Assumptions and dependencies

3 Structured Analysis

3.1 System Context Diagram

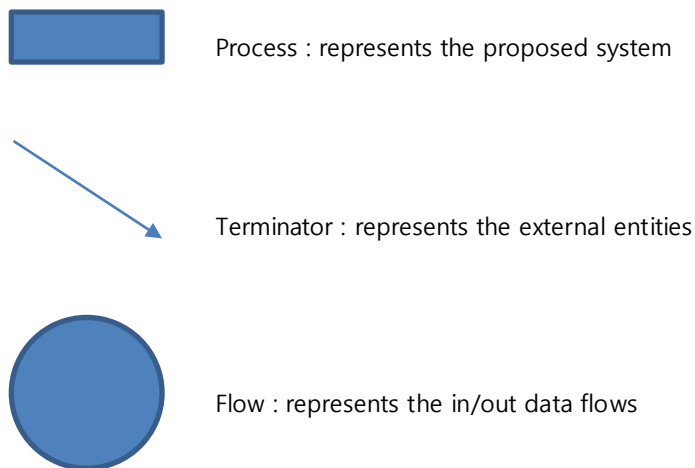
3.1.1 Basic System Context Diagram

3.1.2 Event List

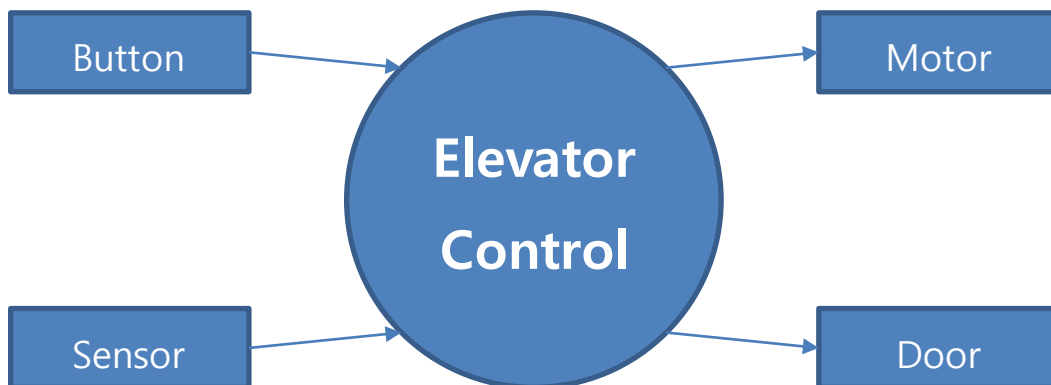
Input/Output Event	Description	Format/Type
Up/Down Button Input	Return the direction and floor from the external button (Up/Down)	Up/Down
Door Open/Close Button Input	Return the door open/closure from the internal button (Open/Close)	Open/Close
Floor Button Input	Return the floor input from the internal button (Up/Down)	Floor(Integer)
Weight Sensor Input	Return the weight the elevator has	True/False
Direction	Direction Command to the Motor (Up/Down)	Up/Down
Open/Close	Door Open/Close Command to the Door (Open/Close)	Open/Close
Stop	Stop Command to the Motor when the weight over the limit (Stop)	Stop

3.1.3 The System Context Diagram

3.1.3.1 Notation

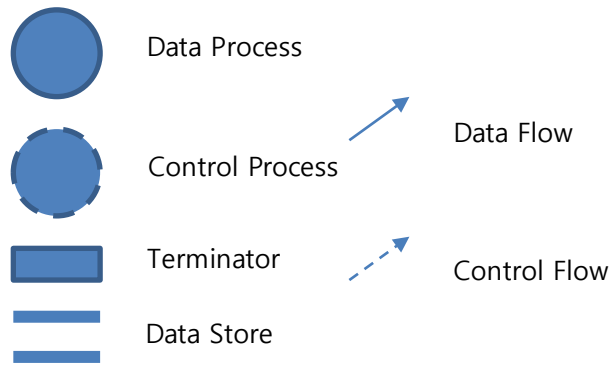


3.1.3.2 Elevator System Context Diagram



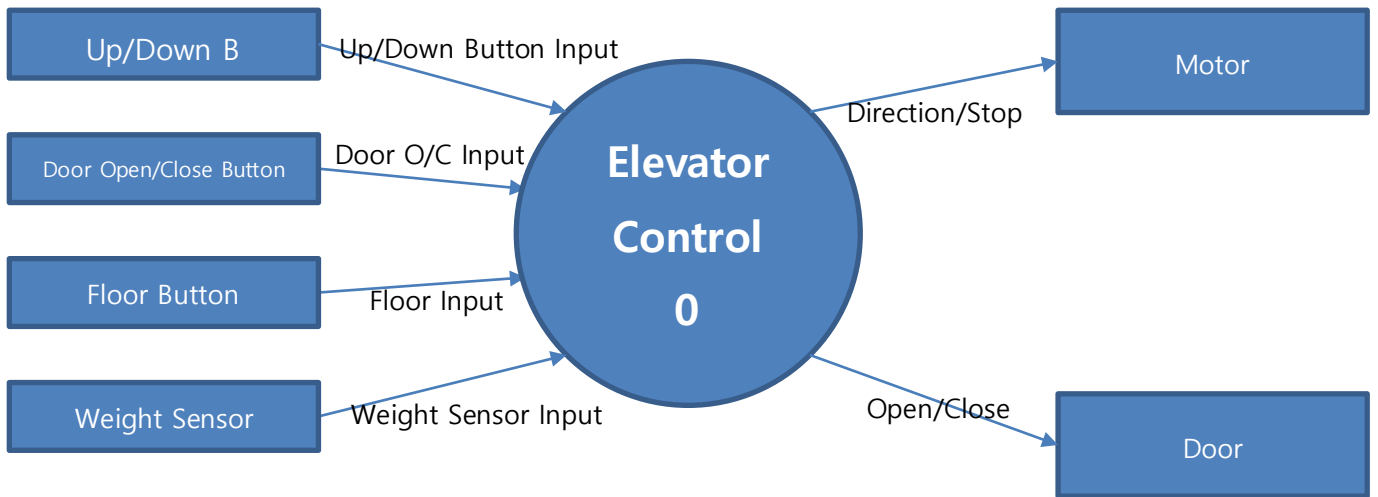
3.2 Data Flow Diagram

3.2.1 Notation



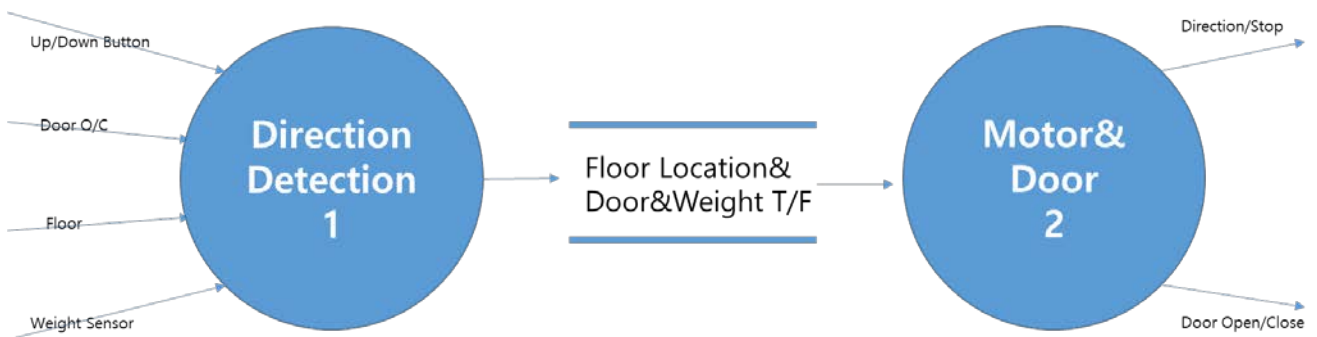
3.2.2 DFD level 0

3.2.2.1 DFD



3.2.3 DFD Level 1

3.2.3.1 DFD

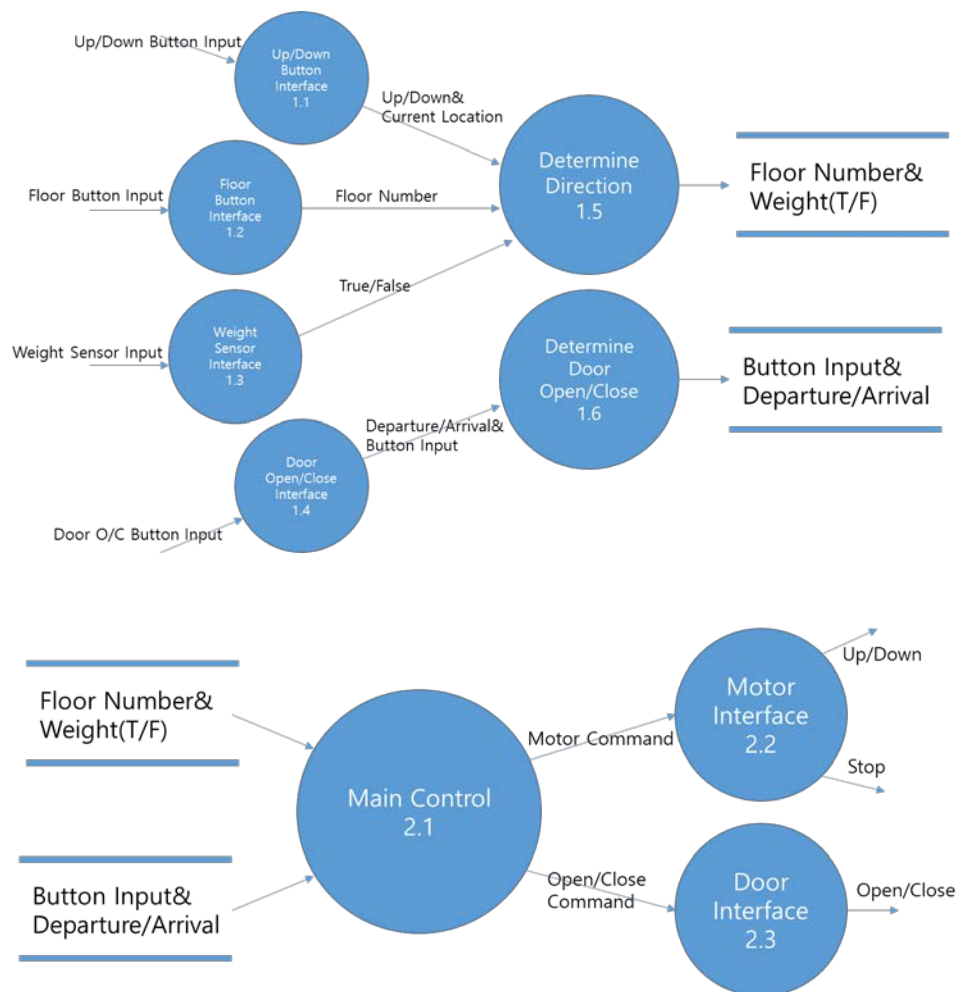


3.2.3.2 Data Dictionary

Input/Output Event	Description	Format/Type
Up/Down Button Input	Return the direction and floor from the external button (Up/Down)	Up/Down
Door Open/Close Button Input	Return the door open/closure from the internal button (Open/Close)	Open/Close
Floor Button Input	Return the floor input from the internal button (Up/Down)	Floor(Integer)
Weight Sensor Input	Return the weight the elevator has	True/False
Direction	Direction Command to the Motor (Up/Down)	Up/Down
Open/Close	Door Open/Close Command to the Door (Open/Close)	Open/Close
Stop	Stop Command to the Motor when the weight over the limit (Stop)	Stop

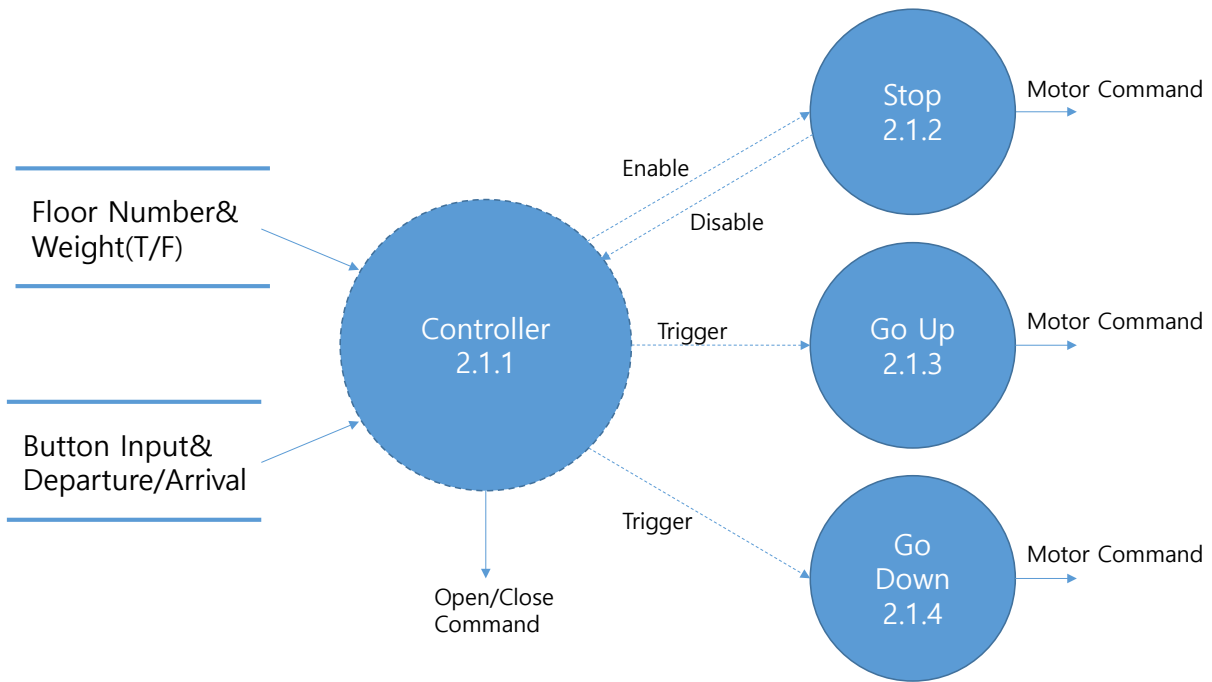
3.2.4 DFD Level 2

3.2.4.1 DFD



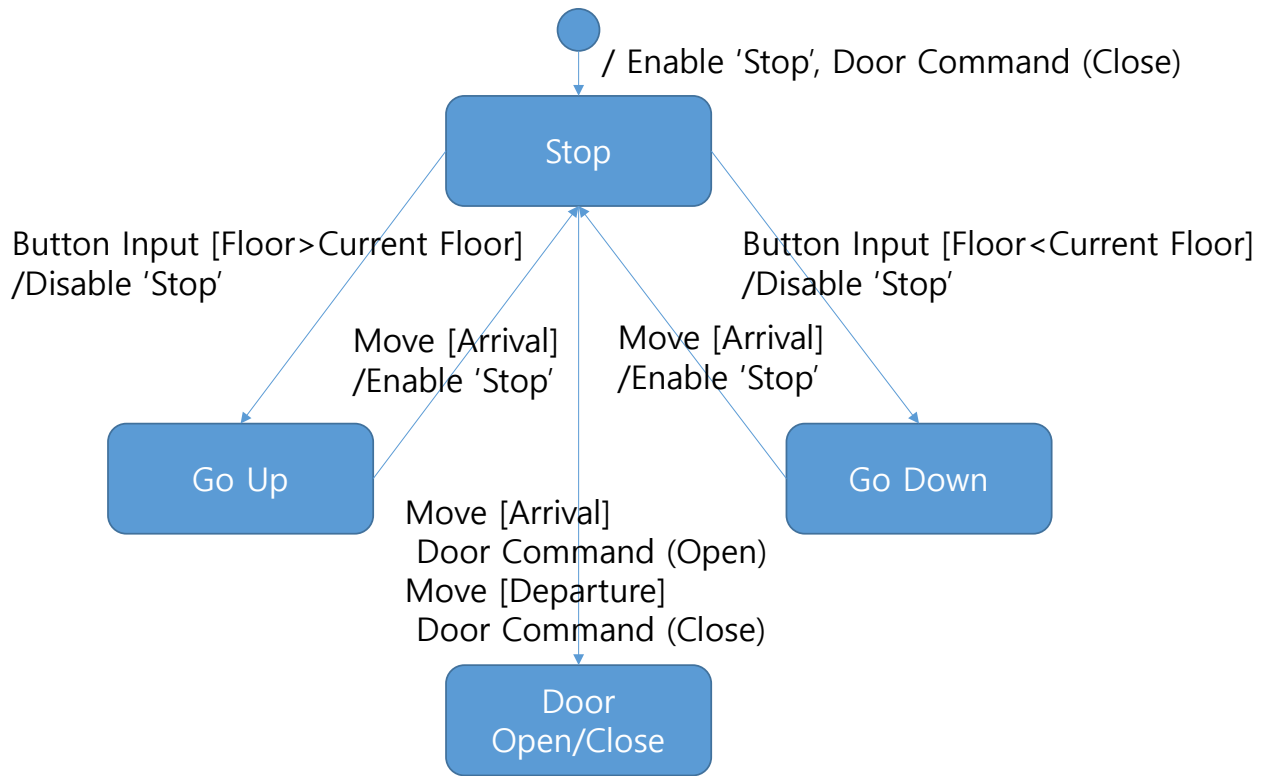
3.2.5 DFD Level 3

3.2.5.1 DFD



3.2.6 DFD Level 4

3.2.6.1 DFD



3.2.7 Overall DFD

